



Large Format Porcelain

— since 30 years —

Large Format Porcelain





PORCELAIN TO MATCH YOUR SPACES

Impressive, spectacular and stunning, large format porcelain adds dimension to interior and exterior spaces. These exceptionally large slabs (up to 160 cm x 320 cm) can be used to cover extensive areas with a minimum number of visible joints creating a seamless modern and contemporary look.




AUTHENTIC FINISHES

.....

These large-sized porcelains come in a multitude of finishes, from marble to stone and from wood to cement, in a wide variety of colours. All the nuances and subtleties of the various materials from which they draw inspiration are faithfully reproduced resulting in a perfectly authentic finish.

* Available in several finishes (polished, satin, matte) and options such as “continuous vein” and “open book effect.”




UNIQUE COLLECTIONS

.....

We collaborate with major manufacturers, including Caesar, Italgraniti and Techlam, to offer several collections, with designs that are equally as beautiful as they are original. Various large-sized porcelains are perfectly adapted to the more standard format tiles of the same series, such as 48x48, 24x48, etc. This technical and aesthetic coherence allows for a wide range of incredible designs, and a multitude of customized compositions.

—————



A NEW ERA OF TILES

—
Formatting inspiration






SIZEABLE ADVANTAGES


.....

Large format porcelain stoneware slabs are made using the most modern sintering technologies. The result of this manufacturing method is a compact material that is resistant to chemical products, mould, frost and fire, and can hold its own against stress, wear and tear. Thin porcelain also offers great flexibility, and ease of cutting, drilling and transport.


Comply with Leed requirements Criterion 4.1 regarding recycled contents.




Stain resistance of unglazed matte porcelain




Resistance to chemicals




Fewer joints & high level of precision




Resistant to thermal shocks




Easy to clean




Frost resistance




Easy to install




Bending strength



Easy to cut & drill



Resistance to traffic & wear



Resistant to traffic and wear

COUNTLESS APPLICATIONS

Large-sized porcelains are designed to be transformed to satisfy the expectations of the architectural and design world. Mainly used for wall applications, they can also be used to cover furniture.

Thin porcelain and its imposing scale make it possible to create distinctive cuts and finishes, opening up an infinite universe of applications.

Heat, stain, frost, scratch and UV resistant, waterproof, highly hygienic, no sealing required, large porcelain is perfect for a multitude of projects:

- Hotels
- Airports
- Restaurants
- Cultural Centres
- Sports Centres
- Hospitals
- Large Public Spaces, retail space
- Ventilated facades
- All Work Spaces
- Professional and Home Kitchens
- Bathrooms
- Lobbies
- Fireplace mantels and surrounds
- ...

A floor installation is possible for residential and light commercial, where there is no heavy and continuous traffic. Feasibility considerations and adequate surface preparation are important to verify.

For installation of Large Porcelain Panels, please follow the recommendations of the Terrazzo Tile & Marble Association of Canada (TTMAC), installation Guidelines 09 30 30.



Shops



Shopping centers



Bathrooms



Interior design & furniture



Airports



Hotels



Offices



Homes



Restaurants

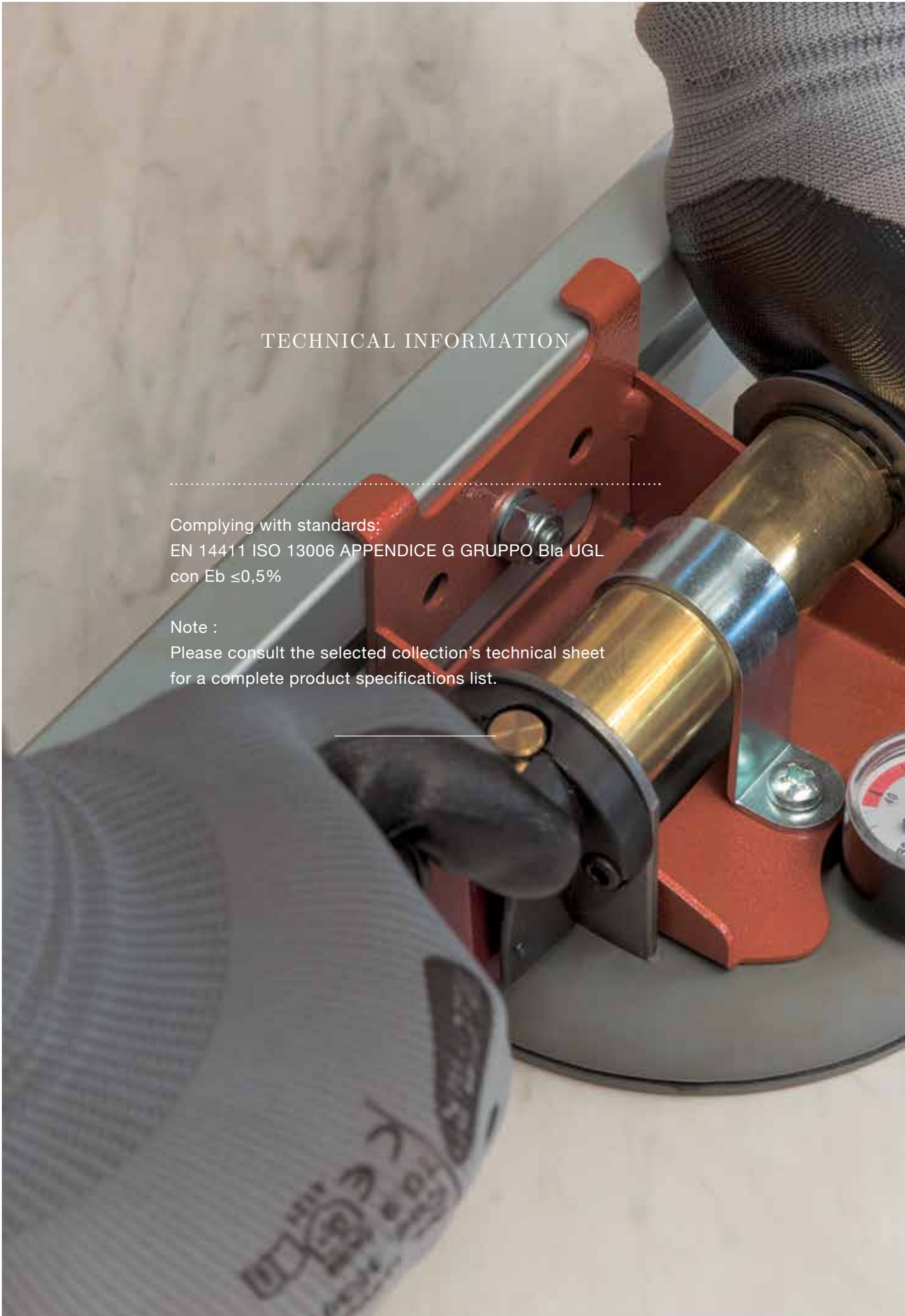


Ventilated curtain walls

TECHNICAL INFORMATION

Complying with standards:
EN 14411 ISO 13006 APPENDICE G GRUPPO BIa UGL
con Eb \leq 0,5%

Note :
Please consult the selected collection's technical sheet
for a complete product specifications list.



SPECIALIZED INSTALLATION

.....

Large porcelain panels require specialized technical installation and must be installed by a qualified installer. A competent installer will use techniques adapted to this type of product such as: applying a suitable adhesive for back buttering and preparing the levelling of the surface on a suitable support.

For more information, installation videos from our providers are available on YouTube:

- Italgraniti Mega
- Caesar Project Evolution
- Fiandre Maximum

Please follow the recommendations of:

- Terrazzo Tile & Marble Association of Canada (TTMAC)
- Mapei: "Simplifying the installation challenges of large-format thin tiles"

http://www.mapei.com/public/US/products/BR_MAPEI%20Ultralite%20S2_EN.pdf

Ceramic Tiles – Countertops
Ceramic Pool & Ventilated Facade Systems





Montreal Brossard Laval Quebec City Ottawa Toronto Halifax ceragres.ca